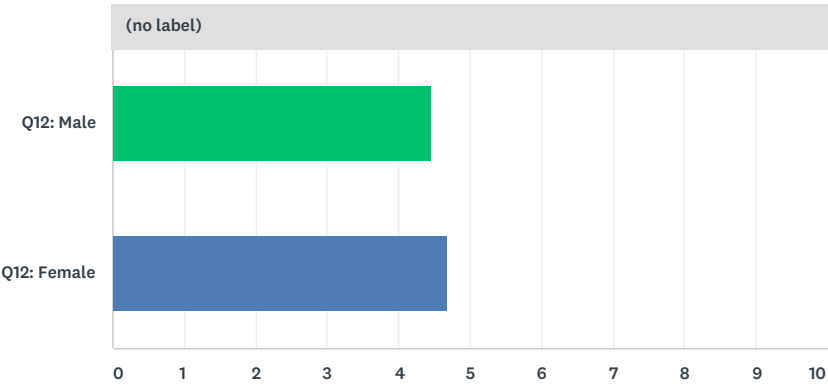


Q1 Would you like to know all your treatment choices, including alternatives and risks and benefits of each choice for a patient like you. Your choices may include invasive procedures (surgery, endoscopic procedures, insertion of a medical device), non-invasive treatments, and what happens if you do nothing?

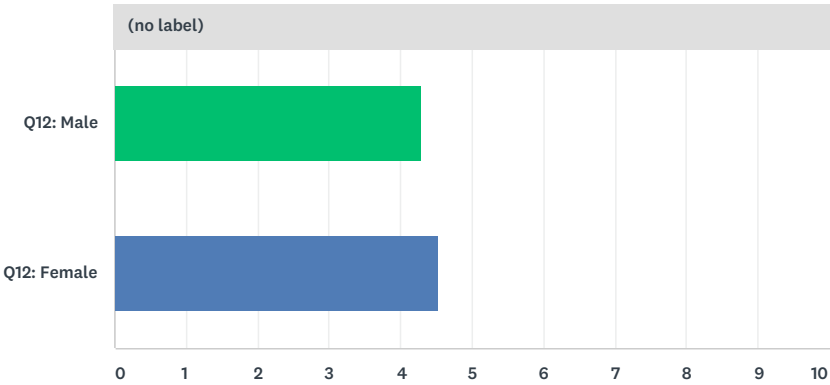
Answered: 1,067 Skipped: 0



(no label)							
	1=DEFINITELY NO	2=PROBABLY NO	3=NEUTRAL	4=PROBABLY YES	5=DEFINITELY YES	TOTAL	WEIGHTED AVERAGE
Q12: Male	1.61% 8	3.82% 19	9.66% 48	16.70% 83	68.21% 339	46.58% 497	4.46
Q12: Female	1.23% 7	1.40% 8	5.79% 33	11.58% 66	80.00% 456	53.42% 570	4.68

Q2 Drugs that have not been approved by the Food and Drug Administration for your condition are off-label for you. Drugs prescribed off-label are about twice as likely to cause serious side-effects as drugs prescribed on-label. Would you like to know if any drugs prescribed to you are off-label, and what their side effects may be?

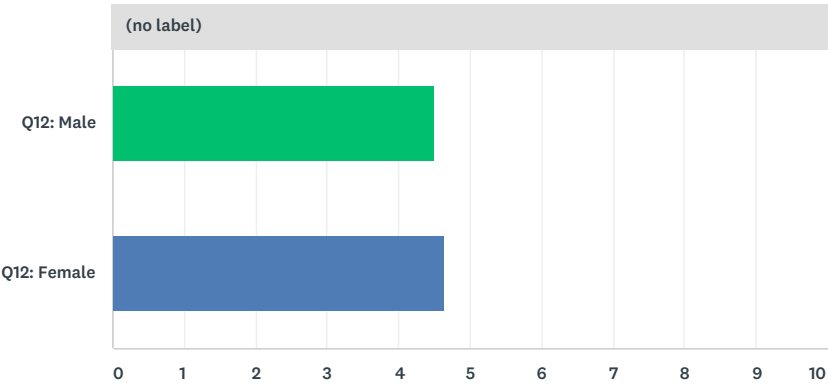
Answered: 1,067 Skipped: 0



(no label)							
	1-DEFINITELY NO	2-PROBABLY NO	3-NEUTRAL	4-PROBABLY YES	5-DEFINITELY YES	TOTAL	WEIGHTED AVERAGE
Q12: Male	3.62% 18	4.23% 21	12.27% 61	20.32% 101	59.56% 296	46.58% 497	4.28
Q12: Female	2.63% 15	3.68% 21	6.84% 39	13.33% 76	73.51% 419	53.42% 570	4.51

Q3 Drugs assigned a “black box” warning by the FDA pose an especially serious risk of harm. If you are prescribed such a drug, would you want to know the reasons for the black box warning and if there are alternatives before you take it?

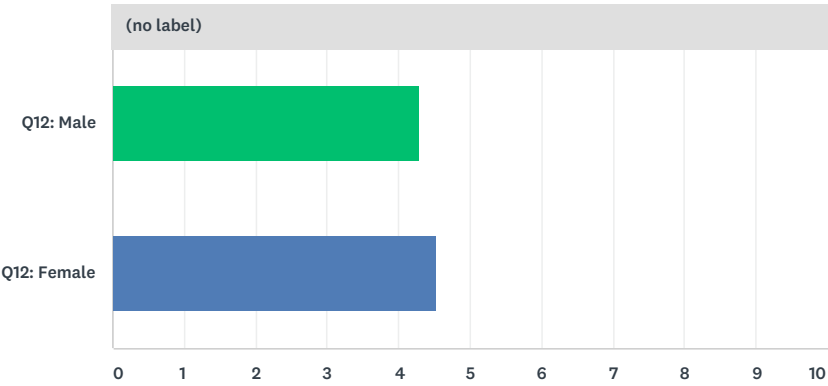
Answered: 1,067 Skipped: 0



(no label)							
	1-DEFINITELY NO	2-PROBABLY NO	3-NEUTRAL	4-PROBABLY YES	5-DEFINITELY YES	TOTAL	WEIGHTED AVERAGE
Q12: Male	3.02% 15	2.62% 13	9.66% 48	11.07% 55	73.64% 366	46.58% 497	4.50
Q12: Female	2.28% 13	2.98% 17	4.39% 25	9.47% 54	80.88% 461	53.42% 570	4.64

Q4 Decision aids are created to assist patients with complex medical decisions and to help them understand the risks and benefits of treatment options. If there is a decision-aid available for your illness, would you like to review it?

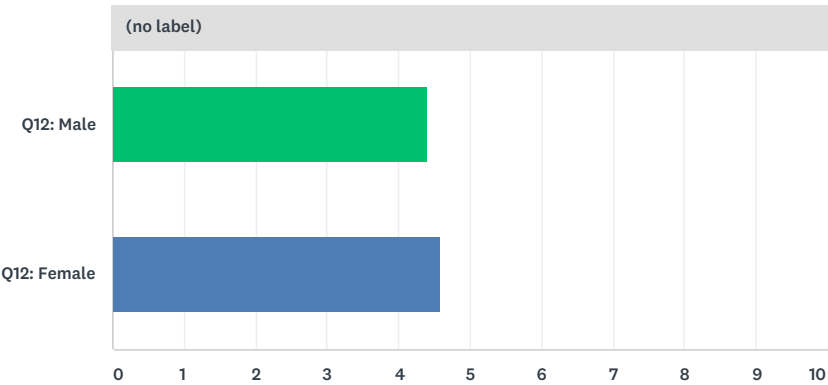
Answered: 1,067 Skipped: 0



(no label)							
	1-DEFINITELY NO	2-PROBABLY NO	3-NEUTRAL	4-PROBABLY YES	5-DEFINITELY YES	TOTAL	WEIGHTED AVERAGE
Q12: Male	2.01% 10	3.62% 18	11.27% 56	29.38% 146	53.72% 267	46.58% 497	4.29
Q12: Female	1.23% 7	2.11% 12	7.37% 42	21.93% 125	67.37% 384	53.42% 570	4.52

Q5 If you are considering an invasive procedure, would you like to know who will be performing it, their skill level, and how trainee doctors, if any, will be involved?

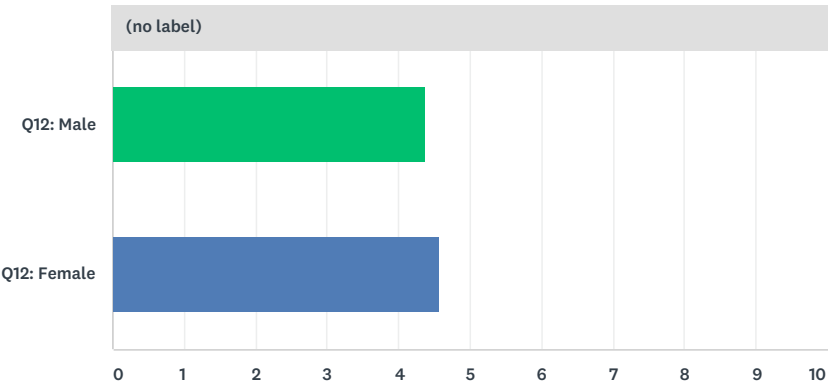
Answered: 1,067 Skipped: 0



(no label)							
	1-DEFINITELY NO	2-PROBABLY NO	3-NEUTRAL	4-PROBABLY YES	5-DEFINITELY YES	TOTAL	WEIGHTED AVERAGE
Q12: Male	1.81% 9	3.62% 18	11.07% 55	20.72% 103	62.78% 312	46.58% 497	4.39
Q12: Female	1.23% 7	2.11% 12	6.49% 37	17.54% 100	72.63% 414	53.42% 570	4.58

Q6 Assuming you have decided on a procedure or treatment, would you like to know what your total, out-of-pocket costs will be?

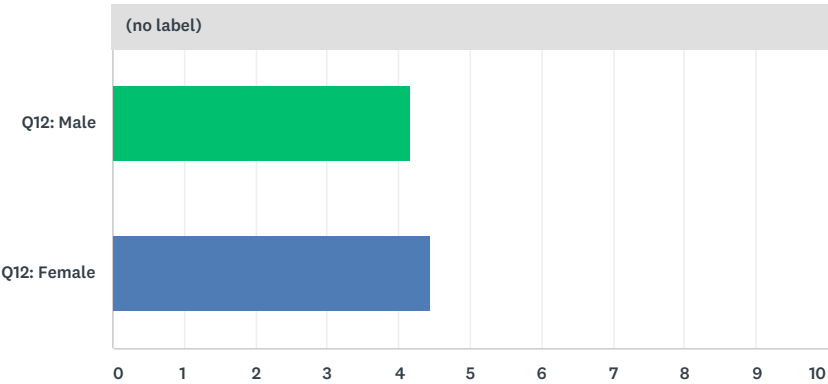
Answered: 1,067 Skipped: 0



(no label)							
	1-DEFINITELY NO	2-PROBABLY NO	3-NEUTRAL	4-PROBABLY YES	5-DEFINITELY YES	TOTAL	WEIGHTED AVERAGE
Q12: Male	1.81% 9	4.63% 23	12.47% 62	16.30% 81	64.79% 322	46.58% 497	4.38
Q12: Female	0.70% 4	1.93% 11	8.42% 48	17.19% 98	71.75% 409	53.42% 570	4.57

Q7 You have a trusted family member that is willing to act as your advocate. Would you like for that person to be present during shared-decision-making about your medical care?

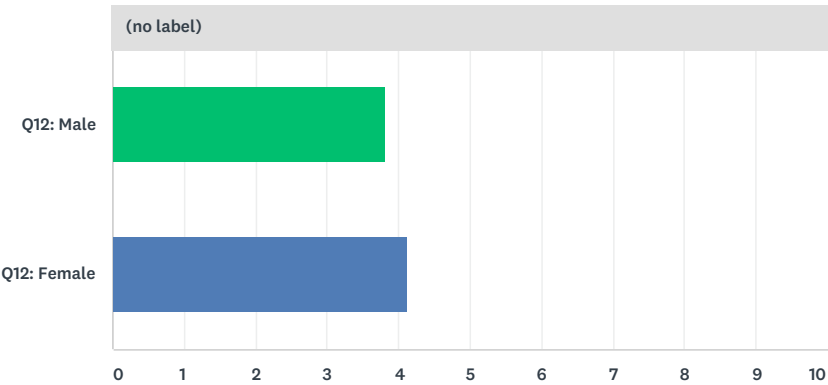
Answered: 1,067 Skipped: 0



(no label)							
	1-DEFINITELY NO	2-PROBABLY NO	3-NEUTRAL	4-PROBABLY YES	5-DEFINITELY YES	TOTAL	WEIGHTED AVERAGE
Q12: Male	1.81% 9	5.43% 27	13.88% 69	32.19% 160	46.68% 232	46.58% 497	4.16
Q12: Female	0.70% 4	3.51% 20	8.77% 50	25.79% 147	61.23% 349	53.42% 570	4.43

Q8 If you are well enough, would you like to be offered a chance to review and make entries in your medical records each day while you are hospitalized?

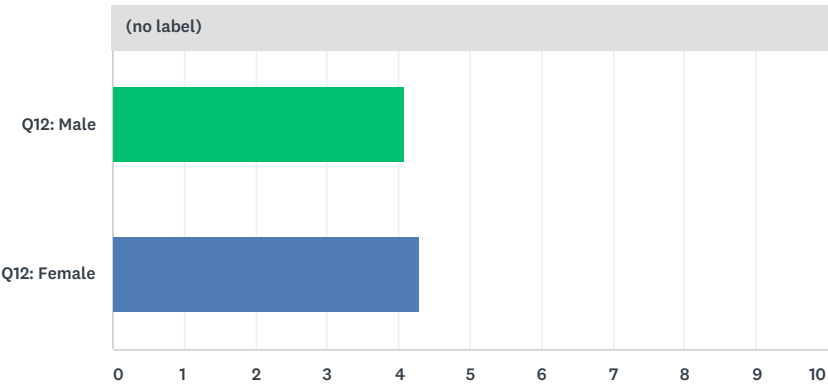
Answered: 1,067 Skipped: 0



(no label)							
	1-DEFINITELY NO	2-PROBABLY NO	3-NEUTRAL	4-PROBABLY YES	5-DEFINITELY YES	TOTAL	WEIGHTED AVERAGE
Q12: Male	2.41% 12	10.26% 51	23.54% 117	31.39% 156	32.39% 161	46.58% 497	3.81
Q12: Female	0.35% 2	6.14% 35	17.54% 100	33.16% 189	42.81% 244	53.42% 570	4.12

Q9 Before signing any documents permitting invasive, non-emergency procedures would you like to review these at least one full day in advance of the procedure?

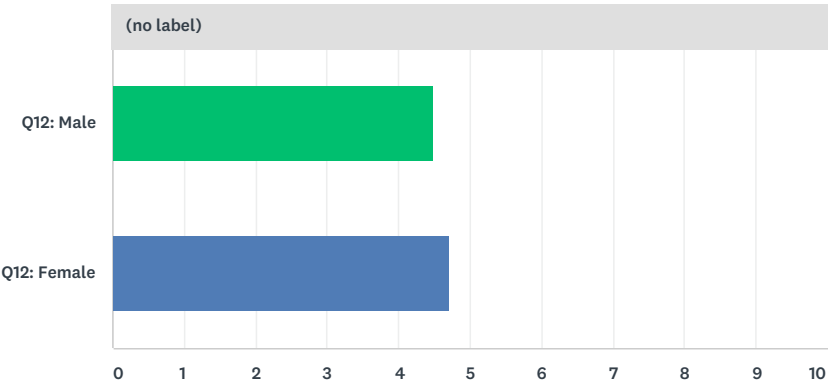
Answered: 1,067 Skipped: 0



(no label)							
	1-DEFINITELY NO	2-PROBABLY NO	3-NEUTRAL	4-PROBABLY YES	5-DEFINITELY YES	TOTAL	WEIGHTED AVERAGE
Q12: Male	1.81% 9	5.84% 29	16.90% 84	33.80% 168	41.65% 207	46.58% 497	4.08
Q12: Female	0.00% 0	3.86% 22	15.61% 89	29.65% 169	50.88% 290	53.42% 570	4.28

Q10 If you are considering an invasive procedure, would you like to know your expected difficulties, recovery times, pain management, and restrictions after the procedure while hospitalized and after discharge from the hospital? This includes the risk of infection from the invasive procedure.

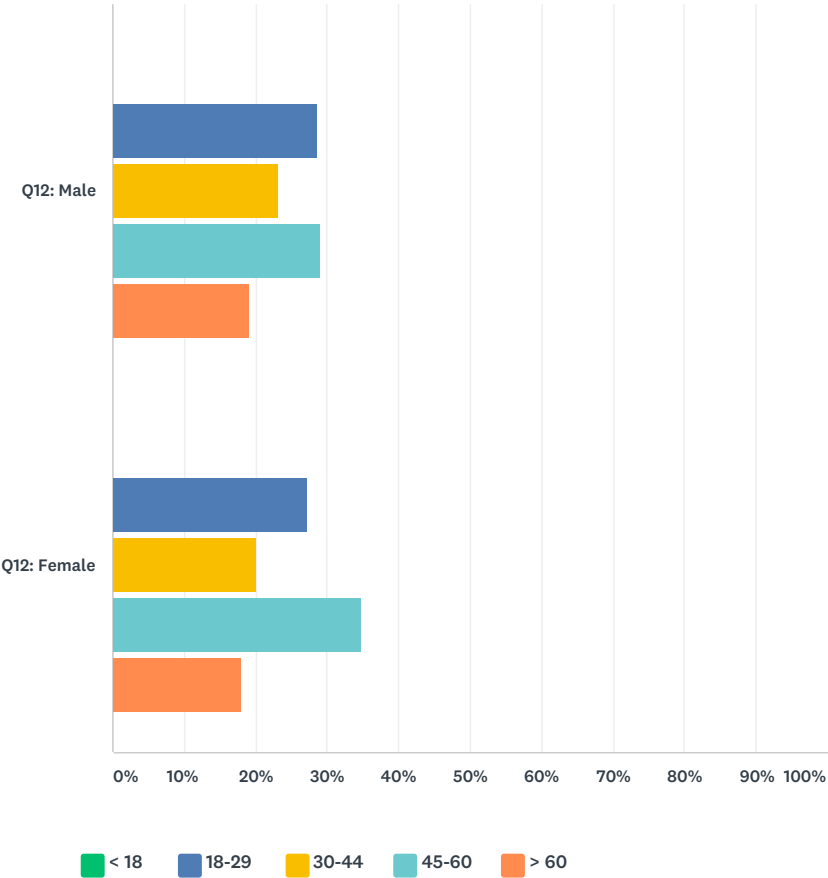
Answered: 1,067 Skipped: 0



(no label)							
	1-DEFINITELY NO	2-PROBABLY NO	3-NEUTRAL	4-PROBABLY YES	5-DEFINITELY YES	TOTAL	WEIGHTED AVERAGE
Q12: Male	1.81% 9	3.22% 16	10.26% 51	15.09% 75	69.62% 346	46.58% 497	4.47
Q12: Female	0.53% 3	1.93% 11	5.96% 34	9.12% 52	82.46% 470	53.42% 570	4.71

Q11 Age

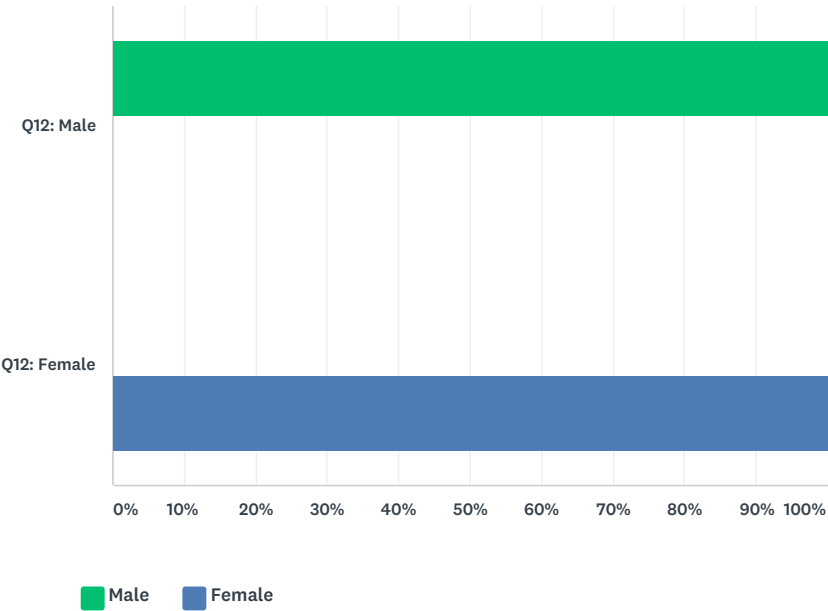
Answered: 1,067 Skipped: 0



	< 18	18-29	30-44	45-60	> 60	TOTAL
Q12: Male	0.00% 0	28.57% 142	23.14% 115	29.18% 145	19.11% 95	46.58% 497
Q12: Female	0.00% 0	27.19% 155	20.18% 115	34.74% 198	17.89% 102	53.42% 570
Total Respondents	0	297	230	343	197	1,067

Q12 Gender

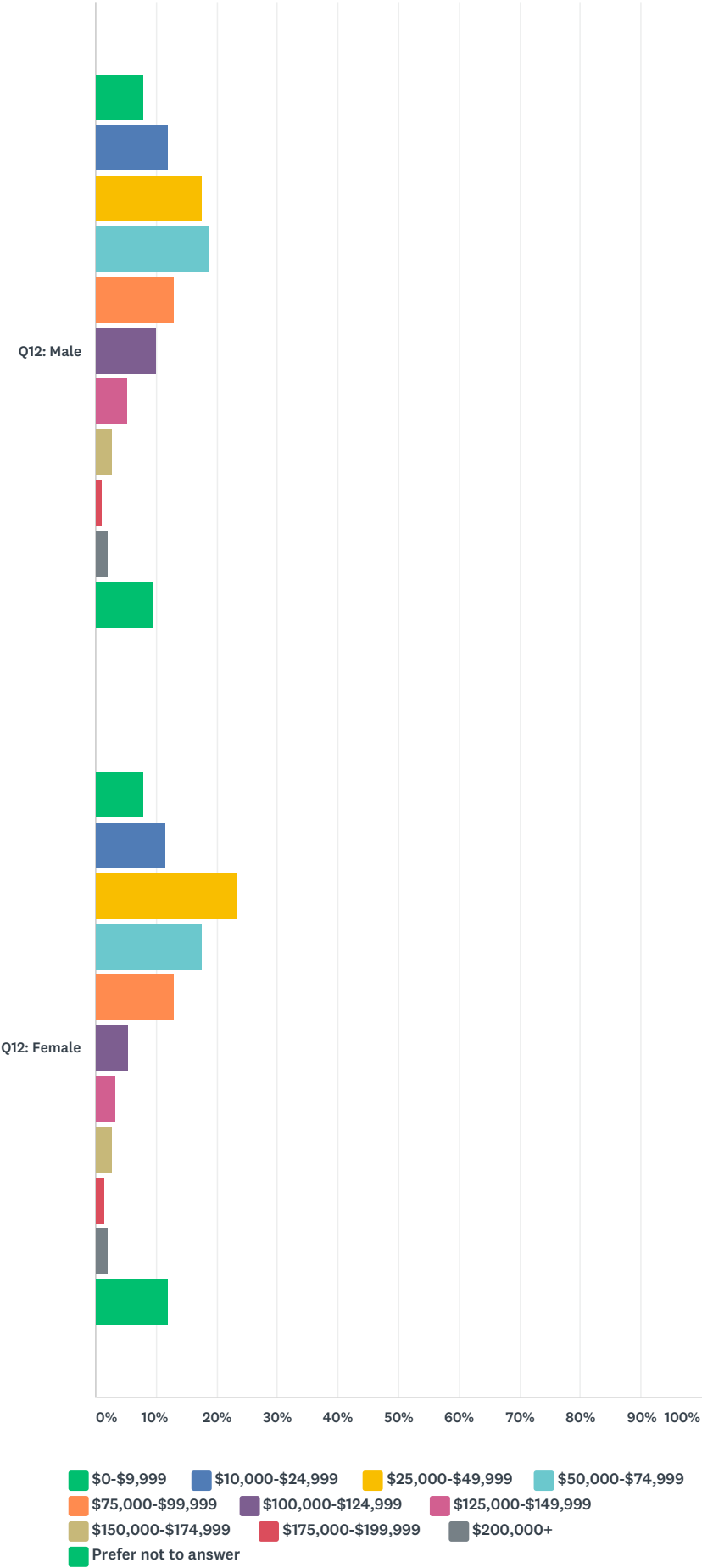
Answered: 1,067 Skipped: 0



	MALE	FEMALE	TOTAL
Q12: Male	100.00% 497	0.00% 0	46.58% 497
Q12: Female	0.00% 0	100.00% 570	53.42% 570
Total Respondents	497	570	1,067

Q13 Household Income

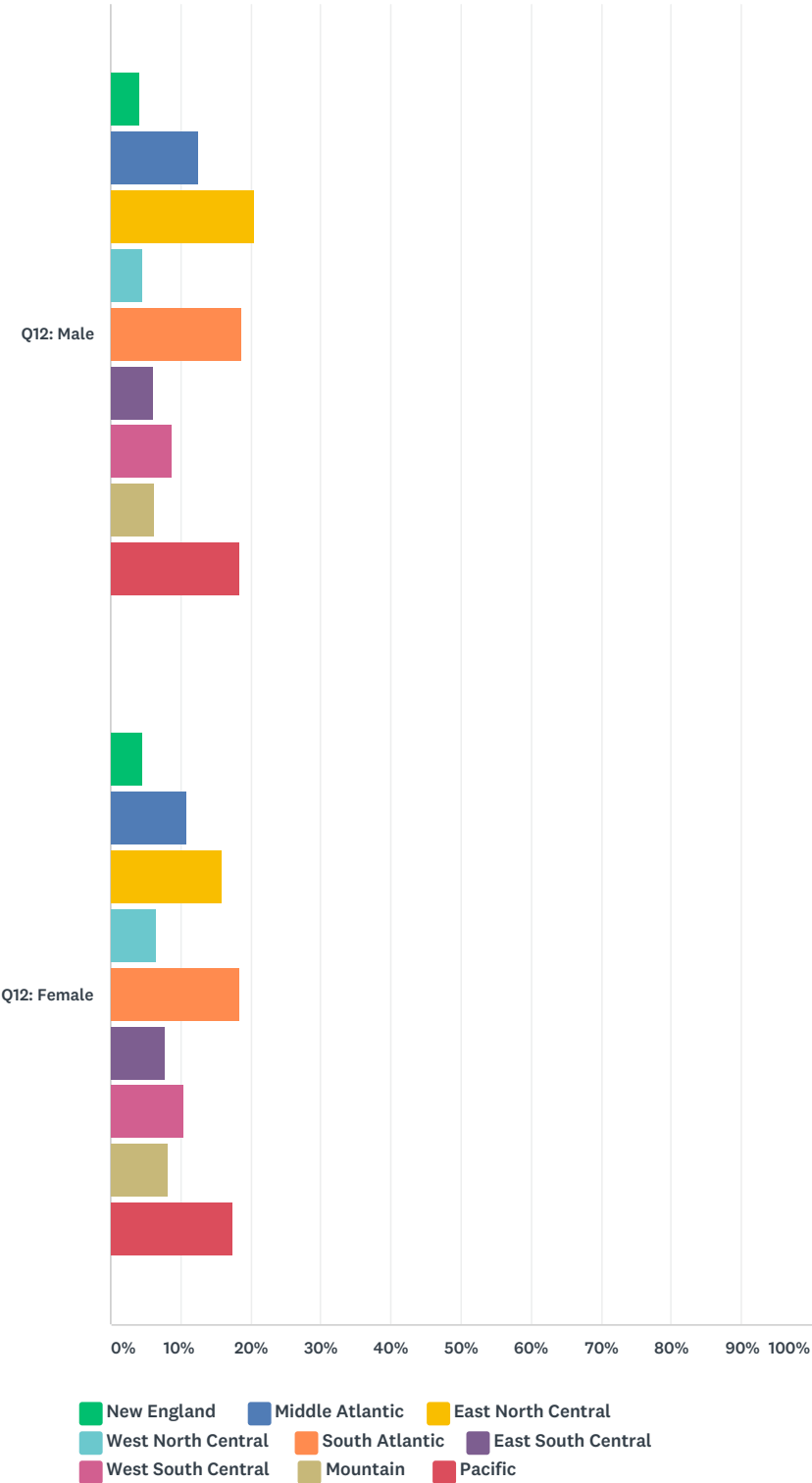
Answered: 1,067 Skipped: 0



	\$0-\$9,999	\$10,000-\$24,999	\$25,000-\$49,999	\$50,000-\$74,999	\$75,000-\$99,999	\$100,000-\$124,999	\$125,000-\$149,999	\$150,000-\$174,999	\$175,000-\$199,999	\$200,000+	PREFER NOT TO ANSWER	TOTAL
Q12: Male	8.05% 40	11.87% 59	17.51% 87	18.91% 94	12.88% 64	10.06% 50	5.23% 26	2.82% 14	1.01% 5	2.01% 10	9.66% 48	46.58% 497
Q12: Female	7.89% 45	11.40% 65	23.33% 133	17.54% 100	12.98% 74	5.44% 31	3.33% 19	2.63% 15	1.40% 8	2.11% 12	11.93% 68	53.42% 570
Total Respondents	85	124	220	194	138	81	45	29	13	22	116	1,067

Q14 Region

Answered: 1,058 Skipped: 9

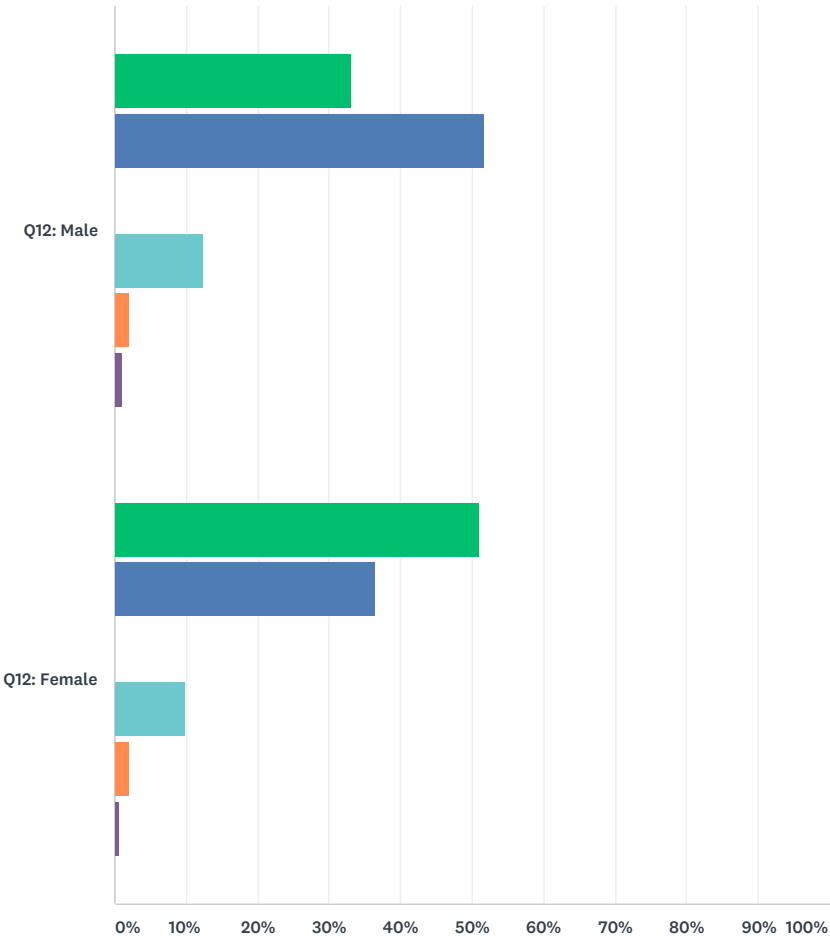


	NEW ENGLAND	MIDDLE ATLANTIC	EAST NORTH CENTRAL	WEST NORTH CENTRAL	SOUTH ATLANTIC	EAST SOUTH CENTRAL	WEST SOUTH CENTRAL	MOUNTAIN	PACIFIC	TOTAL
Q12: Male	4.29% 21	12.45% 61	20.41% 100	4.69% 23	18.57% 91	6.12% 30	8.78% 43	6.33% 31	18.37% 90	46.31% 490

Q12: Female	4.58% 26	10.92% 62	15.85% 90	6.51% 37	18.49% 105	7.75% 44	10.39% 59	8.10% 46	17.43% 99	53.69% 568
Total Respondents	47	123	190	60	196	74	102	77	189	1,058

Q15 Device Type

Answered: 1,067 Skipped: 0



	IOS PHONE / TABLET	ANDROID PHONE / TABLET	OTHER PHONE / TABLET	WINDOWS DESKTOP / LAPTOP	MACOS DESKTOP / LAPTOP	OTHER	TOTAL
Q12: Male	33.00% 164	51.71% 257	0.00% 0	12.27% 61	2.01% 10	1.01% 5	46.58% 497
Q12: Female	51.05% 291	36.32% 207	0.00% 0	9.82% 56	2.11% 12	0.70% 4	53.42% 570
Total Respondents	455	464	0	117	22	9	1,067